

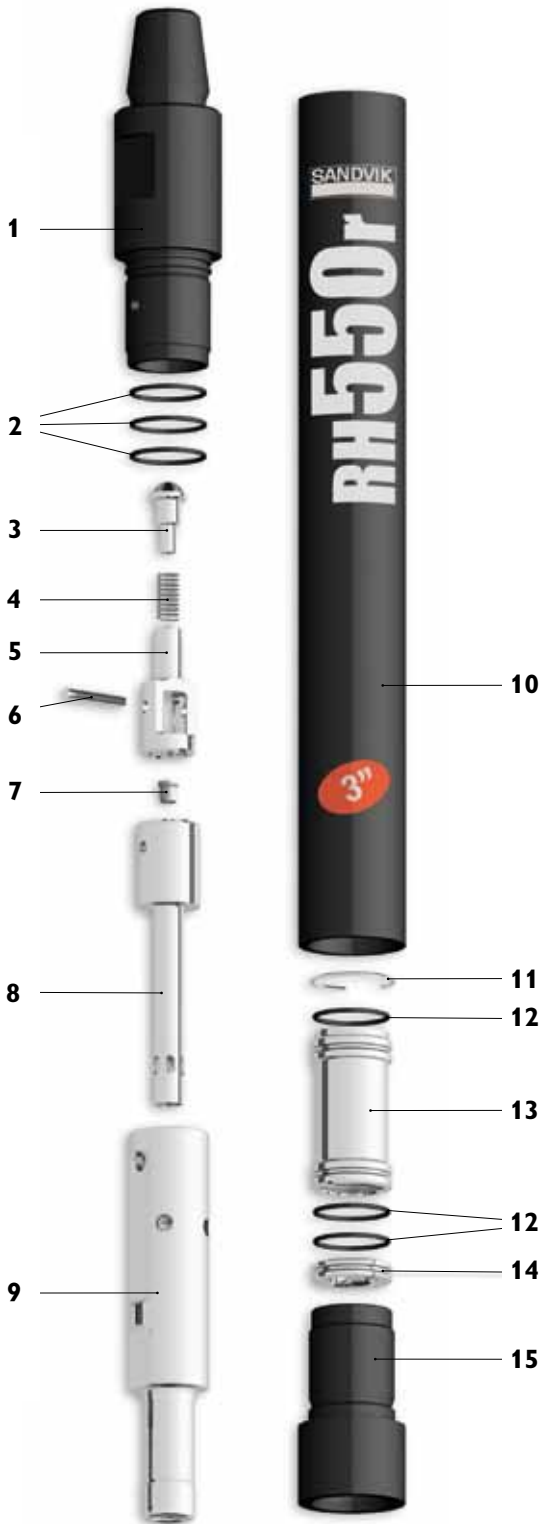
Sandvik DTH tools


Product catalogue



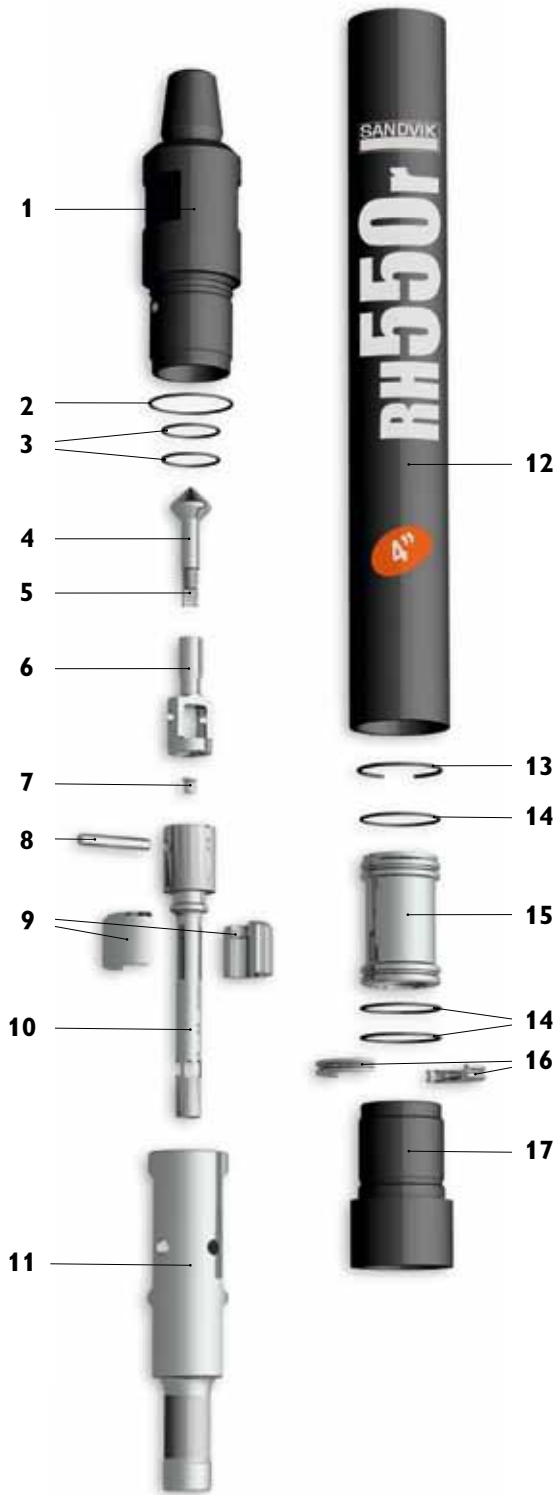
Contents


	Page
3 inch RH550r hammer	4
4 inch RH550r hammer	5
5 inch RH550 hammer	6
5 inch RH550g hammer	7
5 inch RH550r hammer	8
6 inch RH550 hammer	9
6 inch RH550g hammer	10
6 inch RH550r hammer	11
6 inch RH550w hammer	12
8 inch RH550r hammer	13
8 inch RH550w hammer	14
Bit selection guide	21
Bit shank identification chart	22
Drill bits with M30 & M40 shanks	23
Drill bits with M50 shanks	24
Drill bits with M60 shanks	25
Drill bits with M80 shanks	26
Drill bits with DHD 3.5 & DHD 340 shanks	27
Drill bits with DHD 340 shanks	28
Drill bits with DHD 350 shanks	29
Drill bits with DHD 360 & DHD 380 shanks	30
Drill bits with QL 50 shanks	32
Drill bits with QL 60 shanks	33
Drill bits with QL 80 shanks	34
Drill bits with SD 5, SD 6 & SD 8 shanks	35
Reaming bits with pilot	39
Sandvik drill pipes	40
Sandvik rotation unit adapters	41
Sandvik extension adapters	42
Cubex drill pipes	43
Cubex cross over adapters	44
Standard drill pipes	45
Sandvik tubex systems	46
Part no. keys	49
Grinding information	50




Replacement parts Item description	Weight		Part No.
	kg	lb	
1. Top subs			
2 3/8" API reg. pin	5	11,0	33-3A001/16A
#21 Cubex. pin	5	11,0	33-3A001/63A
2. O-ring top sub (3) ID and OD			In seal kit
3. Check valve dart with spring	0,3	0,7	25-99006A
4. Check valve dart spring	0,02	0,0	22-99071
5. Check valve guide	0,23	0,5	39-3A001
6. Feed tube retainer pin	0,03	0,1	12-99021
7. Choke Set, Blank 1/8", 3/16", & 1/4"	0,1	0,2	29-48017A
8. Feed tube with retainer pin & blank choke	0,45	1,0	37-3A001A
9. Piston	3,86	8,5	36-3A081
10. Piston case with retainer ring	10,9	24,0	35-3A006A
11. Piston retainer ring	0,05	0,1	23-99027
12. O-rings - guide sleeve, bit retainer (3 req.)			In seal kit
13. Guide sleeve with 2 O-rings (#12)	1	2,2	26-3A010A
14. Bit retainer ring with O-ring (#12)	0,09	0,2	27-3A006A
15. Driver sub (O-ring not req.)	2,18	4,8	34-3A006
Seal Kit			
3 piece of #2 & 7 of #12	0,25	0,5	38-3A056
Rebuild Kit			
1 piece of #1, 1 of #10, 1 of #15 & Seal kit			
2 3/8" API reg. pin	18,1	40	38-3A001/16
#21 Cubex. pin	18,1	40	33-3A001/63
Complete hammer			
2 3/8" API reg. pin top sub			32-5530-RMA/16S
#21 Cubex. pin top sub			32-5530-RMA/63S
Bit shank			
M30			

	Weight		Outside diameter		Hammer length		Hammer length with bit				
	kg	lb	mm	inch	mm	inch	Bit closed		Bit extended		
							mm	inch	mm	inch	
	25	55	81,3	3,2	823	32,4	875	34,4	911	35,9	
	Air consumption, cfm				Air consumption, m3/min						
	150 psi		250 psi		10 bar		18 bar		24 bar		
	172		304		436		4,87		8,61		12,34



Replacement parts	Item description	Weight		Part No.
		kg	lb	
1.	Top Subs with 3 O-Rings			
2	3/8" API Reg. Pin	10	22	33-48001-1/16A
2	7/8" API Reg. Pin	10	22	33-48001-1/11A
	#24 Cubex. pin	10	22	33-48001-1/77A
2.	O-Ring Top Sub OD (1)			In seal kit
3.	O-Ring Top Sub ID (2)			In seal kit
4.	Check Valve Dart (with spring)	0,3	0,66	25-99001A
5.	Check Valve Spring	0,02	0,04	22-99071
6.	Check Valve Guide	0,2	0,44	39-48001-1
7.	Choke Set, Blank 1/8", 3/16", & 1/4"	0,1	0,22	29-48017A
8.	Feed Tube Retainer Pin	0,03	0,07	12-99014
9.	Tuning Ring for low volume (optional)	0,23	0,51	56-48552
10.	Feed Tube With Retainer Pin and Blank Choke	0,7	1,54	37-48001-1A
11.	Piston	7	15,40	36-48J81
12.	Piston Case with Retainer Ring	15	33,00	35-48014A
13.	Piston Retainer Ring	0,05	0,11	23-99029
14.	O-Rings Guide Sleeve & Bit Ret. (3)			In seal kit
15.	Guide Sleeve with 2 O-Rings (Item 14)	1,8	3,96	26-48J10A
16.	Bit Retainer Ring w/O-Ring (Item 14)	0,23	0,51	27-48006A
17.	Driver Sub	3,2	7,04	34-48006
Seal Kit				
1	piece of 2, 2 of 3 & 7 of 14	0,25	0,5	38-48056-1
Rebuild Kit				
1	piece of 1, 1 of 12, 1 of 17 & Seal Kit			
2	3/8" API Reg. Pin	28	62	38-48001/16
2	7/8" API Reg. Pin	28	62	38-48001/11
	#24 Cubex. pin	28	62	38-48001/77
Complete Hammer				
	2 3/8" API Reg. Pin top sub			32-5540-RMA/16S
	2 7/8" API Reg. Pin top sub			32-5540-RMA/11S
	#24 Cubex. pin top sub			32-5540-RMA/77S
Bit shank				
	M40			

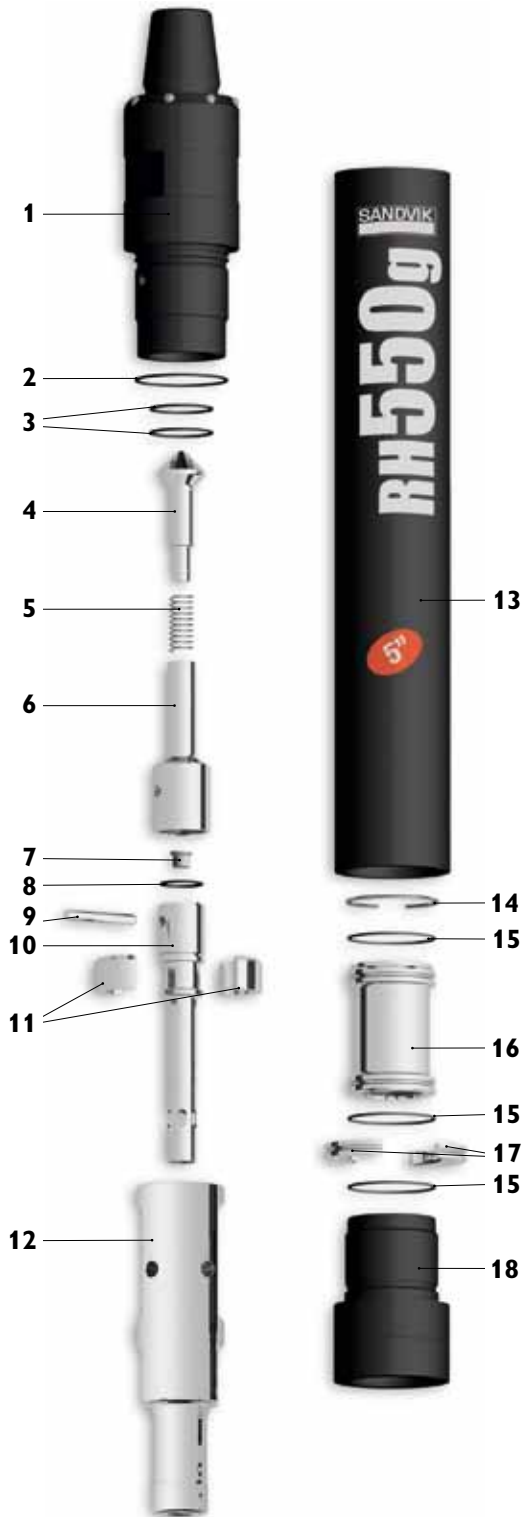
	Weight		Outside diameter		Hammer length		Hammer length with bit			
	kg	lb	mm	inch	mm	inch	Bit closed		Bit extended	
							mm	inch	mm	inch
	38	83	98	3,56	914	36	989	38,9	1029	40,5
Low Volume Option	Air consumption, cfm			Air consumption, m3/min						
	150 psi	250 psi	350 psi	10 bar	18 bar	24 bar				
	180	370	560	5,1	10,5	15,9				
	151	315	466	4,3	8,9	13,2				




Replacement parts	Item description	Weight		Part No.
		kg	lb	
1. Top Subs with 3 O-Rings				
	3 1/2" API Reg. Pin	10	22,00	33-58D01/04A
	2 7/8" API Reg. Pin	10	22,00	33-58D01/11A
	#24 Cubex. Pin	10	22,00	33-58D01/77A
2. O-Ring Top Sub OD (1)				
3. O-Ring Top Sub ID (2)				
	4. Check Valve Dart (with spring)	0,3	0,66	25-99002A
	5. Check Valve Spring	0,02	0,04	22-99072
	6. Check Valve Guide	0,3	0,66	39-58S01
7. O-Ring Feed Tube (1)				
	8. Choke Set, Blank 1/8", 3/16", & 1/4"	0,12	0,26	29-68017A
	9. Feed Tube Retainer Pin	0,09	0,20	12-99018
	10. Feed Tube With Retainer Pin and Blank Choke	1	2,20	37-58001A
	11. Tuning Ring for low volume (optional)	0,03	0,07	56-58552
	12. Piston	12	26,40	36-58J81
	13. Piston Case with Retainer Ring	27	59,40	35-58D06A
	14. Piston Retainer Ring	0,05	0,11	23-99032
15. O-Rings Guide Sleeve & Bit Ret. (3)				
	16. Guide Sleeve with 2 O-Rings (Item 14)	3	6,60	26-58J10A
	17. Bit Retainer Ring w/O-Ring (Item 14)	0,5	1,10	27-58006A
	18. Driver Sub	6	13,20	34-58D69
Seal Kit				
	1 piece of 2, 2 of 3, 1 of 7 & 7 of 15	0,45	0,99	38-58D56
Rebuild Kit				
	1 piece of 1, 1 of 13, 1 of 18 & Seal Kit			
	3 1/2" API Reg. Pin	43	94,60	38-58D01/04
	2 7/8" API Reg. Pin	43	94,60	38-58D01/11
	#24 Cubex. Pin	43	94,60	38-58D01/77
Complete Hammer				
	3 1/2" API Reg. Pin top sub			32-5550-SMA/04S
	2 7/8" API Reg. Pin top sub			32-5550-SMA/11S
	#24 Cubex. Pin top sub			32-5550-SMA/77S
Bit shank				
	M50			

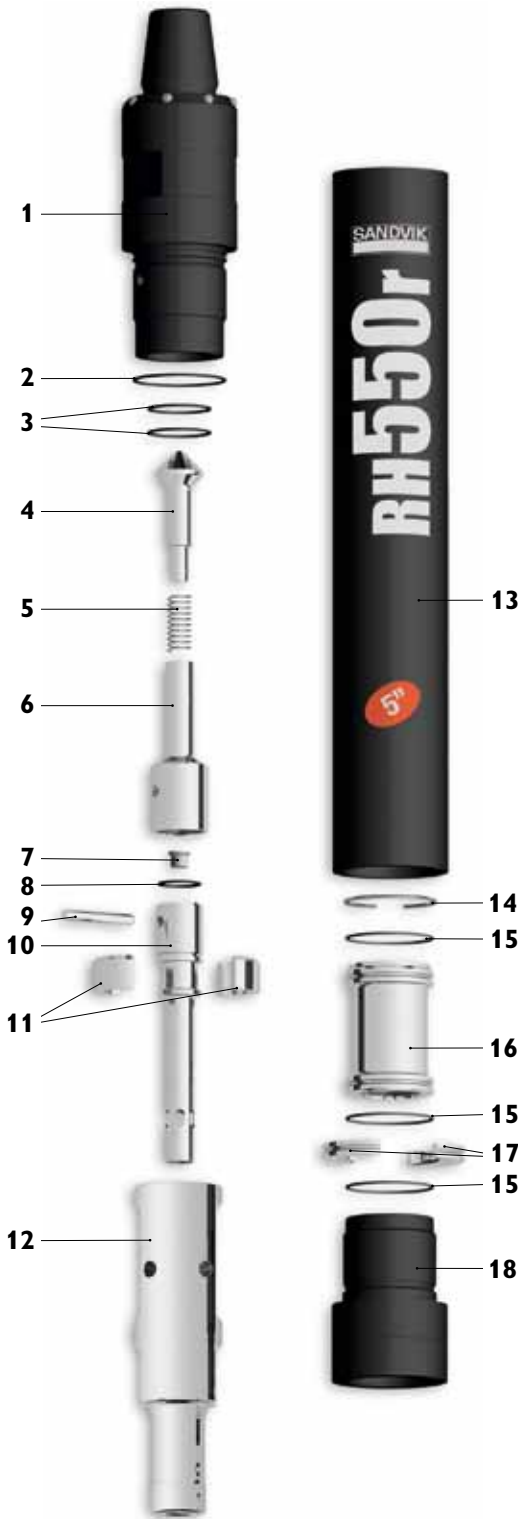



	Weight		Outside diameter		Hammer length		Hammer length with bit			
	kg	lb	mm	inch	mm	inch	Bit closed		Bit extended	
							mm	inch	mm	inch
	68	145	120	4,72	987	38,86	1082	42,6	1122	44,2
	Air consumption, cfm				Air consumption, m3/min					
	150 psi	250 psi	350 psi		10 bar	18 bar	24 bar			
	305	580	855		8,64	16,42	24,21			
Low Volume Option	285	540	790		8,07	15,25	22,37			




Replacement parts	Item description		Weight		Part No.
	kg	lb	kg	lb	
1.	Top Subs with 3 O-Rings				
	3	1/2" API Reg. Pin	18	39,6	33-58D02/04CA
	2	7/8" API Reg. Pin	18	39,6	33-58D02/11CA
		#24 Cubex. Pin	18	39,6	33-58D02/77CA
2.	O-Ring Top Sub OD (1)				In Seal Kit
3.	O-Ring Top Sub ID (2)				In Seal Kit
4.	Check Valve Dart (with spring)		0,3	0,66	25-99002A
5.	Check Valve Spring		0,02	0,04	22-99072
6.	Check Valve Guide		0,3	0,66	39-58S01
7.	Choke Set, Blank 1/8", 3/16", & 1/4"		0,12	0,26	29-68017A
8.	O-Ring Feed Tube (1)				In Seal Kit
9.	Feed Tube Retainer Pin		0,09	0,20	12-99018
10.	Feed Tube With Retainer Pin and Blank Choke		1	2,20	37-58001A
11.	Tuning Ring for low volume (optional)		0,03	0,07	56-58552
12.	Piston		12	26,40	36-58J81
13.	Piston Case with Retainer Ring		29	63,8	35-58D07A
14.	Piston Retainer Ring		0,05	0,11	23-99032
15.	O-Rings Guide Sleeve & Bit Ret. (3)				In Seal Kit
16.	Guide Sleeve with 2 O-Rings (Item 14)		3	6,60	26-58J10A
17.	Bit Retainer Ring w/O-Ring (Item 14)		0,5	1,10	27-58006A
18.	Driver Sub		7	15,4	34-58D70
Seal Kit					
1	piece of 2, 2 of 3, 1 of 7 & 7 of 15		0,45	0,99	38-58D56
Rebuild Kit					
1	piece of 1, 1 of 13, 1 of 18 & Seal Kit				
	3	1/2" API Reg. Pin	54	118,8	38-58D02/04C
	2	7/8" API Reg. Pin	54	118,8	38-58D02/11C
		#24 Cubex. Pin	54	118,8	38-58D02/77C
Complete Hammer					
	3 1/2" API Reg. Pin top sub				32-5555-GMA/04C
	2 7/8" API Reg. Pin top sub				32-5555-GMA/11C
	#24 Cubex. Pin top sub				32-5555-GMA/77C
Bit shank					
	M50				

	Weight		Outside diameter		Hammer length		Hammer length with bit			
							Bit closed		Bit extended	
	kg	lb	mm	inch	mm	inch	mm	inch	mm	inch
	73	160	126	4,96	987	38,86	1082	42,6	1122	44,2
Low Volume Option	Air consumption, cfm			Air consumption, m3/min						
	150 psi	250 psi	350 psi	10 bar	18 bar	24 bar				
	305	580	855	8,64	16,42	24,21				
	285	540	790	8,07	15,25	22,37				



Replacement parts Item description	Weight		Part No.
	kg	lb	
1. Top Subs with 3 O-Rings			
3 1/2" API Reg. Pin	18	39,6	33-58S02/04CA
2 7/8" API Reg. Pin	18	39,6	33-58S02/11CA
#24 Cubex. Pin	18	39,6	33-58S02/77CA
2. O-Ring Top Sub OD (1)			In Seal Kit
3. O-Ring Top Sub ID (2)			In Seal Kit
4. Check Valve Dart (with spring)	0,3	0,66	25-99002A
5. Check Valve Spring	0,02	0,04	22-99072
6. Check Valve Guide	0,3	0,66	39-58S01
7. Choke Set, Blank 1/8", 3/16", & 1/4"	0,12	0,26	29-68017A
8. O-Ring Feed Tube (1)			In Seal Kit
9. Feed Tube Retainer Pin	0,09	0,20	12-99018
10. Feed Tube With Retainer Pin and Blank Choke	1	2,20	37-58001A
11. Tuning Ring for low volume (optional)	0,03	0,07	56-58552
12. Piston	12	26,40	36-58J81
13. Piston Case with Retainer Ring	29	63,8	35-58007A
14. Piston Retainer Ring	0,05	0,11	23-99032
15. O-Rings Guide Sleeve & Bit Ret. (3)			In Seal Kit
16. Guide Sleeve with 2 O-Rings (Item 14)	3	6,60	26-58J10A
17. Bit Retainer Ring w/O-Ring (Item 14)	0,5	1,10	27-58006A
18. Driver Sub	7	15,4	34-58070
Seal Kit			
1 piece of 2, 2 of 3, 1 of 7 & 7 of 15	0,45	0,99	38-58D56
Rebuild Kit			
1 piece of 1, 1 of 13, 1 of 18 & Seal Kit			
3 1/2" API Reg. Pin	54	118,8	38-58S02/04C
2 7/8" API Reg. Pin	54	118,8	38-58S02/11C
#24 Cubex. Pin	54	118,8	38-58S02/77C
Complete Hammer			
3 1/2" API Reg. Pin top sub			32-5555-RMA/04C
2 7/8" API Reg. Pin top sub			32-5555-RMA/11C
#24 Cubex. Pin top sub			32-5555-RMA/77C
Bit shank			
M50			


	Weight		Outside diameter		Hammer length		Hammer length with bit			
	kg	lb	mm	inch	mm	inch	Bit closed		Bit extended	
							mm	inch	mm	inch
	73	160	126	4,96	987	38,86	1082	42,6	1122	44,2
	Air consumption, cfm				Air consumption, m3/min					
	150 psi	250 psi	350 psi		10 bar	18 bar	24 bar			
	305	580	855		8,64	16,42	24,21			
Low Volume Option	285	540	790		8,07	15,25	22,37			



Replacement parts	Item description	Weight		Part No.
		kg	lb	
1.	Top sub with 3 O-rings			
	3 1/2" API reg. pin	20	44	33-68D08/04A
	#28 Cubex. pin	20	44	33-68D08/56A
2.	O-ring top sub OD (1)			In seal kit
3.	O-ring top sub ID (2)			In seal kit
4.	Check valve dart with spring	0,3	0,66	25-99002A
5.	Check valve dart spring	0,02	0,044	22-99072
6.	Check valve guide	0,3	0,66	39-68001
7.	Choke Set, Blank 1/8", 3/16", & 1/4"	0,12	0,264	29-68017A
8.	Feed tube retainer pin	0,2	0,44	12-99013
9.	Feed Tube With Retainer Pin and Blank Choke	1	2,2	37-68601A
10.	Piston	18	39,6	36-68J81
11.	Piston case with retainer ring	33	72,6	35-68D14A
12.	Piston retainer ring	0,1	0,22	23-99028
13.	O-rings - guide sleeve, bit retainer (3)			In seal kit
14.	Guide sleeve with 2 O-rings (#13)	4	8,8	26-68J10A
15.	Bit retainer ring with O-ring (#13)	1	2,2	27-68006A
16.	Driver sub	6	13,2	34-68D69
Seal Kit				
	1 piece of #2, 2 of #3 & 7 of #13	0,25	0,55	38-68656
Rebuild Kit				
	1 piece of #1, 1 of #11, 1 of #16 & Seal kit			
	3 1/2" API reg. pin	20	44	38-68D08/04
	#28 Cubex. pin	20	44	38-68D08/56
Complete hammer				
	3 1/2" API reg. pin top sub			32-5560-SMA/04S
	#28 Cubex. pin top sub			32-5560-SMA/56S
Bit shank				
	M60			




	Weight		Outside diameter		Hammer length		Hammer length with bit			
							Bit closed		Bit extended	
	kg	lb	mm	inch	mm	inch	mm	inch	mm	inch
	72	158	142	5,6	922	36,3	1008	39,7	1046	41,2
	Air consumption, cfm				Air consumption, m3/min					
	150 psi		250 psi		10 bar		18 bar		24 bar	
	343		659		9,8		18,7		27,5	



Replacement parts	Item description	Weight		Part No.
		kg	lb	
1.	Top sub with 3 O-rings			
	3 1/2" API reg. pin	22	48,40	33-6L009/04CA
	#28 Cubex. pin	22	48,40	33-6L009/56CA
	3 1/2" BECO. pin	22	48,40	33-6L009/55CA
2.	O-ring top sub OD (1)			In seal kit
3.	O-ring top sub ID (2)			In seal kit
4.	Check valve dart with spring	0,3	0,66	25-99002A
5.	Check valve dart spring	0,02	0,044	22-99072
6.	Check valve guide	0,3	0,66	39-68001
7.	Choke Set, Blank 1/8", 3/16", & 1/4"	0,12	0,264	29-68017A
8.	Feed tube retainer pin	0,2	0,44	12-99013
9.	Feed Tube With Retainer Pin and Blank Choke	1	2,2	37-68601A
10.	Piston	18	39,6	36-68J81
11.	Piston case with retainer ring	33	72,6	35-6LD68A
12.	Piston retainer ring	0,1	0,22	23-99028
13.	O-rings - guide sleeve, bit retainer (3)			In seal kit
14.	Guide sleeve with 2 O-rings (#13)	4	8,8	26-68J10A
15.	Bit retainer ring with O-ring (#13)	1	2,2	27-68006A
16.	Driver sub	6	13,2	34-6LD70
Seal Kit				
1	pieces of #2, 2 of #3 & 7 of #13	0,25	0,5	38-68656
Rebuild Kit				
1	piece of #1, 1 of #11, 1 of #16 & Seal kit			
	3 1/2" API reg. pin	62	136,4	38-6LD09/04C
	#28 Cubex. pin	62	136,4	38-6LD09/56C
	3 1/2" BECO. pin	62	136,4	38-6LD09/55C
Complete hammer				
	3 1/2" API reg. pin top sub			32-5565-GMA/04C
	#28 Cubex. pin top sub			32-5565-GMA/56C
	3 1/2" BECO. pin top sub			32-5565-GMA/55C
Bit shank				
	M60			



	Weight		Outside diameter		Hammer length		Hammer length with bit			
	kg	lb	mm	inch	mm	inch	Bit closed		Bit extended	
							mm	inch	mm	inch
	82	180	150	5,9	922	36,3	1008	39,7	1046	41,2
	Air consumption, cfm			Air consumption, m3/min						
	150 psi	250 psi	350 psi	10 bar	18 bar	24 bar				
	343	659	972	9,8	18,7	27,5				



Replacement parts Item description	Weight		Part No.
	kg	lb	
1. Top sub with 3 O-rings			
3 1/2" API reg. pin	22	48,40	33-68602/04CA
#28 Cubex. pin	22	48,40	33-68602/56CA
3 1/2" BECO. pin	22	48,40	33-68602/55CA
2. O-ring top sub OD (1)			In seal kit
3. O-ring top sub ID (2)			In seal kit
4. Check valve dart with spring	0,3	0,66	25-99002A
5. Check valve dart spring	0,02	0,044	22-99072
6. Check valve guide	0,3	0,66	39-68001
7. Choke Set, Blank 1/8", 3/16", & 1/4"	0,12	0,264	29-68017A
8. Feed tube retainer pin	0,2	0,44	12-99013
9. Feed Tube With Retainer Pin and Blank Choke	1	2,2	37-68601A
10. Piston	18	39,6	36-68J81
11. Piston case with retainer ring	33	72,6	35-68668A
12. Piston retainer ring	0,1	0,22	23-99028
13. O-rings - guide sleeve, bit retainer (3)			In seal kit
14. Guide sleeve with 2 O-rings (#13)	4	8,8	26-68J10A
15. Bit retainer ring with O-ring (#13)	1	2,2	27-68006A
16. Driver sub	6	13,2	34-68670
Seal Kit			
1 pieces of #2, 2 of #3 & 7 of #13	0,25	0,5	38-68656
Rebuild Kit			
1 piece of #1, 1 of #11, 1 of #16 & Seal kit			
3 1/2" API reg. pin	62	136,4	38-68602/04C
#28 Cubex. pin	62	136,4	38-68602/56C
3 1/2" BECO. pin	62	136,4	38-68602/55C
Complete hammer			
3 1/2" API reg. pin top sub			32-5565-RMA/04C
#28 Cubex. pin top sub			32-5565-RMA/56C
3 1/2" BECO. pin top sub			32-5565-RMA/55C
Bit shank			
M60			



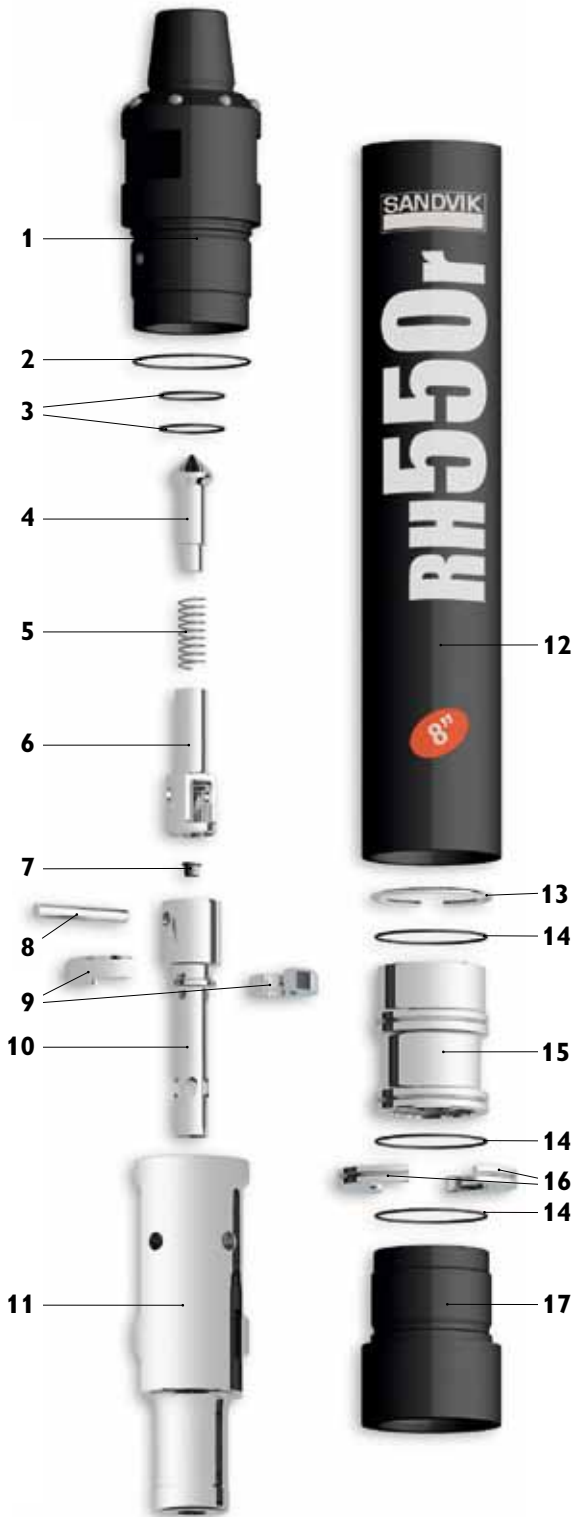
	Weight		Outside diameter		Hammer length		Hammer length with bit			
	kg	lb	mm	inch	mm	inch	Bit closed		Bit extended	
							mm	inch	mm	inch
	82	180	150	5,9	922	36,3	1008	39,7	1046	41,2
	Air consumption, cfm				Air consumption, m3/min					
	150 psi		250 psi		10 bar		18 bar		24 bar	
	343		659		972		18,7		27,5	




Replacement parts	Item description	Weight		Part No.
		kg	lb	
1.	Top sub with 3 O-rings			
	3 1/2" API reg. pin	20	44	33-68N08/04A
	#28 Cubex. pin	20	44	33-68N08/56A
2.	O-ring top sub OD (1)			In seal kit
3.	O-ring top sub ID (2)			In seal kit
4.	Check valve dart with spring	0,3	0,66	25-99002A
5.	Check valve dart spring	0,02	0,044	22-99072
6.	Check valve guide	0,3	0,66	39-68001
7.	Choke Set, Blank 1/8", 3/16", & 1/4"	0,12	0,264	29-68017A
8.	Feed Tube Retainer pin	0,2	0,44	12-99013
9.	Tuning Ring (Optional)	0,4	0,9	56-68552
10.	Feed Tube With Retainer Pin and Blank Choke	1	2,2	37-68301A
11.	Piston	18	39,6	36-68J81
12.	Piston case with retainer ring	33	72,6	35-68D14A
13.	Piston retainer ring	0,1	0,22	23-99028
14.	O-rings - guide sleeve, bit retainer (3 req.)			In seal kit
15.	Guide sleeve with 2 O-rings (#13)	4	8,8	26-68J10A
16.	Bit retainer ring with O-ring (#13)	1	2,2	27-68006A
17.	Driver sub	6	13,2	34-68D69
Seal Kit				
	1 pieces of #2, 2 of #3 & 7 of #14	0,25	0,5	38-68656
Rebuild Kit				
	1 piece of #1, 1 of #12, 1 of #17 & Seal kit			
	3 1/2" API reg. pin	20	44	38-68N08/04
	#28 Cubex. pin	20	44	38-68N08/56
Complete hammer				
	3 1/2" API reg. pin			32-5560-WMA/04S
	#28 Cubex. Pin top sub			32-5560-WMA/56S
Bit shank				
	M60			




	Weight		Outside diameter		Hammer length		Hammer length with bit			
	kg	lb	mm	inch	mm	inch	Bit closed		Bit extended	
							mm	inch	mm	inch
	72	158	142	5.6	922	36,3	1008	39,7	1046	41,2
	Air consumption, cfm			Air consumption, m3/min						
	150 psi	250 psi	350 psi	10 bar	18 bar	24 bar				
	395	759	1120	11,2	21,5	31,7				
Low volume option	345	680	1000	9,8	19,3	28,3				



Replacement parts Item description	Weight		Part No.
	kg	lb	
1. Top Sub with 3 O-Rings			
4 1/2" API Reg. Pin	42	92,4	33-88002/19CA
2. O-Ring Top Sub OD (1)			In Seal Kit
3. O-Ring Top Sub ID (2)			In Seal Kit
4. Check Valve Dart (with spring)	0,5	1,1	38-11663A
5. Check Valve Spring	0,1	0,22	38-1/1235-073
6. Check Valve Guide	0,7	1,54	39-88001
7. Choke Set, Blank 1/8", 3/16", & 1/4"	0,12	0,264	29-68017A
8. Feed Tube Retainer Pin	0,2	0,44	12-99016
9. Tuning Ring for low volume (optonal)	0,8	1,76	56-88552
10. Feed Tube With Retainer Pin and Blank Choke	2,2	4,84	37-88001A
11. Piston	42	92,4	36-88J81
12. Piston Case with Retainer Ring	56	123,2	35-88002A
13. Piston Retainer Ring	0,2	0,44	23-99030
14. O-Rings Guide Sleeve & Bit Ret. (3)			In Seal Kit
15. Guide Sleeve with 2 O-Rings (#14)	11	24,2	26-88J10A
16. Bit Retainer Ring w/O-Ring (#14)	1,9	4,18	27-88006A
17. Driver Sub	17	37,4	34-88007
Seal Kit			
1 piece of 2, 2 of 3 & 7 of 14	0,25	0,55	38-88056
Rebuild Kit			
1 piece of 1, 1 of 12, 1of 17 & Seal Kit			
4 1/2" API Reg. Pin	115	253	38-88002/19C
Complete Hammer			
4 1/2" API Reg. Pin top sub			32-5585-RMA/19C
Bit shank			
M80			

	Weight		Outside diameter		Hammer length		Hammer length with bit				
	kg	lb	mm	inch	mm	inch	Bit closed		Bit extended		
							mm	inch	mm	inch	
	173	380	181	7,12	1219	48	1310	51,6	1354	53,3	
Low Volume Option	Air consumption, cfm				Air consumption, m3/min						
	150 psi	250 psi	350 psi		10 bar	18 bar	24 bar				
	460	850	1240		13	23,8	35,1				
	300	560	830		08,05	15,9	23,5				


















Replacement parts Item description	Weight		Part No.
	kg	lb	
1. Top Sub with 3 O-Rings			
4 1/2" API Reg. Pin	42	92,40	33-88302/19A
2. O-Ring Top Sub OD (1)			In Seal Kit
3. O-Ring Top Sub ID (2)			In Seal Kit
4. Check Valve Dart (with spring)	0,5	1,10	38-11663A
5. Check Valve Spring	0,1	0,22	38-1/1235-073
6. Check Valve Guide	0,7	1,54	39-88001
7. Choke Set, Blank 1/8", 3/16", & 1/4"	0,12	0,26	29-68017A
8. Feed Tube Retainer Pin	0,2	0,44	12-99016
9. Feed Tube With Retainer Pin and Blank Choke	2,2	4,84	37-88301A
10. Piston	42	92,40	36-88J81
11. Piston Case with Retainer Ring	56	123,2	35-88302A
12. Piston Retainer Ring	0,2	0,44	23-99030
13. O-Rings Guide Sleeve & Bit Ret. (3)			In Seal Kit
14. Guide Sleeve with 2 O-Rings (#14)	11	24,20	26-88J10A
15. Bit Retainer Ring w/O-Ring (#14)	1,9	4,18	27-88006A
16. Driver Sub	17	37,40	34-88007
Seal Kit			
1 piece of 2, 2 of 3 & 7 of 13	0,25	0,55	38-88056
Rebuild Kit			
1 piece of 1, 1 of 11, 1 of 16 & Seal Kit			
4 1/2" API Reg. Pin	115	253,0	38-88302/19
Complete Hammer			
4 1/2" API Reg. Pin top sub			32-5585-WMA/19S
Bit shank			
M80			



	Weight		Outside diameter		Hammer length		Hammer length with bit			
	kg	lb	mm	inch	mm	inch	Bit closed		Bit extended	
							mm	inch	mm	inch
	173	380	181	7,12	1270	50	1361	53,6	1405	55,3
	Air consumption, cfm			Air consumption, m3/min						
	150 psi	250 psi	350 psi	10 bar	18 bar	24 bar				
	525	975	1540	14,9	27,6	43,6				

Bit selection guide

















Faces	Carbides	Rock hardness	Rock structure	Rock abrasiveness
Concave		Very hard Soft	Fissured Homogeneous	Very abrasive Non abrasive
		↔	↔	↔
		↔	↔	↔
Concave		Very hard Soft	Fissured Homogeneous	Very abrasive Non abrasive
		↔	↔	↔
		↔	↔	↔
Convex		Very hard Soft	Fissured Homogeneous	Very abrasive Non abrasive
		↔	↔	↔
		↔	↔	↔
Convex		Very hard Soft	Fissured Homogeneous	Very abrasive Non abrasive
	 	↔	↔	↔
Flat		Very hard Soft	Fissured Homogeneous	Very abrasive Non abrasive
		↔	↔	↔
		↔	↔	↔
Cemented carbides types specifications				

This bit selection guide shows in what rock conditions our different bit designs will have its best performance. It serves many times as a guide to make a first choice. Test drilling in actual rock conditions will then verify the rightness of the selection.

Note! Cemented carbide grades DP55 and DP65 are available on several but not all bit diameters and shank designs.

 - Convex face with spherical gauge buttons and ballistic front buttons

Bit shank identification chart

<p>M 30 · 3"</p> 	<p>L = 224 mm 8 Splines</p>	<p>QL 50 · 5"</p> 	<p>L = 240 mm 12 Splines</p>
<p>M 40 · 4"</p> 	<p>L = 228 mm 12 Splines</p>	<p>QL 60 · 6"</p> 	<p>L = 253,3 mm 12 Splines</p>
<p>M 50 · 5"</p> 	<p>L = 287 mm 12 Splines</p>	<p>QL 80 · 8"</p> 	<p>L = 331,7 mm 16 Splines</p>
<p>M 60 · 6"</p> 	<p>L = 230 mm 12 Splines</p>	<p>SD 5 · 5"</p> 	<p>L = 260 mm 8 Splines</p>
<p>M 80 · 8"</p> 	<p>L = 329 mm 12 Splines</p>	<p>SD 6 · 6"</p> 	<p>L = 324 mm 8 Splines</p>
<p>DHD 3.5 · 3"</p> 	<p>L = 181 mm 8 Splines</p>	<p>SD 8 · 8"</p> 	<p>L = 321 mm 8 Splines</p>
<p>DHD 340 · 4"</p> 	<p>L = 209 mm 8 Splines</p>		
<p>DHD 350 · 5"</p> 	<p>L = 261 mm 8 Splines</p>		
<p>DHD 360 · 6"</p> 	<p>L = 308 mm 8 Splines</p>		
<p>DHD 380 · 8"</p> 	<p>L = 350 mm 10 Splines</p>		

Drill bits / M shanks

Optional for Sandvik hammers: Sandvik RH550	Diameter		Air holes	Gauge buttons	Button dia. mm		Weight		Part No.	Shank
	mm	inch			gauge	front	Kg	lb		

M30

Convex face / Ballistic button



90	3 1/2	2	8	12	12	4,7	10	42-3A51090-R48
95	3 3/4	2	8	12	12	4,7	10	42-3A51095-R48
100	3 7/8	2	8	13	13	5,3	12	42-3A54100-R48
105	4 1/8	2	8	14	14	5,3	12	42-3A5B105-R48

Flat face / Spherical button



90	3 1/2	2	8	11	11	4,7	10	42-3AF0090-S48
95	3 3/4	2	8	12	12	4,7	10	42-3AF1095-S48
100	3 7/8	2	8	13	13	5,3	12	42-3AF4100-S48
105	4 1/8	2	8	14	14	5,3	12	42-3AFB105-S48

M30



M40

Concave face / Ballistic button



115	4 1/2	2	8	14	14	8,4	18	42-481B115-R48
115	4 1/2	2	8	14	14	8,4	18	42-481B115-R55
127	5	2	8	14	14	12	26	42-481B127-R48
127	5	2	8	14	14	12	26	42-481B127-R55

Concave face / Spherical button



115	4 1/2	2	8	14	14	8,4	18	42-481B115-S48
115	4 1/2	2	8	14	14	8,4	18	42-481B115-S65
121	4 3/4	2	8	14	14	11	24	42-481B121-S48
127	5	2	8	14	14	12	26	42-481B127-S48
127	5	2	8	14	14	12	26	42-481B127-S65
130	5 1/8	2	8	16	13	14	31	42-4818130-S48
133	5 1/4	2	8	16	13	15	33	42-4818133-S48

Convex face / Ballistic button



110	4 3/8	2	8	14	14	8	18	42-485B110-R48
115	4 1/2	2	8	14	14	8,4	18	42-485B115-R48
115	4 1/2	2	8	14	14	8,4	18	42-485B115-R55
121	4 3/4	2	8	14	14	11	24	42-485B121-R48
127	5	2	8	14	14	12	26	42-485B127-R48
127	5	2	8	14	14	12	26	42-485B127-R55
130	5 1/8	3	9	16	14	14	31	42-48L9130-R48
133	5 1/4	3	9	16	14	15	33	42-48L9133-R48

Flat face / Spherical button



110	4 3/8	2	8	14	14	8	18	42-48FB110-S48
115	4 1/2	2	8	14	14	8,4	18	42-48FB115-S48
115	4 1/2	2	8	14	14	8,4	18	42-48FB115-S65
121	4 3/4	2	8	14	14	8,4	18	42-48FB121-S48
127	5	2	8	14	14	12	26	42-48FB127-S48
127	5	2	8	14	14	12	26	42-48FB127-S65
130	5 1/8	2	8	16	14	14	31	42-48F9130-S48
133	5 1/4	2	8	16	14	15	33	42-48F9133-S48

Convex face / Ballistic & Spherical buttons



115	4 1/2	2	8	14	14	8,4	18	42-485B115-L55
127	5	2	8	14	14	12	26	42-485B127-L55



! - Convex face with spherical gauge buttons and ballistic front buttons

Drill bits / M shanks

For Sandvik hammers: Sandvik RH550	Diameter		Air holes	Gauge buttons	Button dia. mm		Weight		Part No.	Shank
	mm	inch			gauge	front	Kg	lb		

M50

Concave face / Ballistic button



140	5 1/2	2	8	16	14	15	33	42-5819140-R48
140	5 1/2	2	8	16	14	15	33	42-5819140-R55
146	5 3/4	2	8	16	14	16	35	42-5819146-R48
146	5 3/4	2	8	16	14	16	35	42-5819146-R55

Concave face / Spherical button



130	5 1/8	2	8	16	13	13,9	31	42-5818130-S48
133	5 1/4	2	8	16	13	14,3	31	42-5818133-S48
140	5 1/2	2	8	16	14	15	33	42-5819140-S48
140	5 1/2	2	8	16	14	15	33	42-5819140-S65
146	5 3/4	2	8	16	14	16	35	42-5819146-S48
146	5 3/4	2	8	16	14	16	35	42-5819146-S65
152	6	2	8	18	16	17,1	38	42-581D152-S48

Convex face / Ballistic button



130	5 1/8	3	9	16	14	13,9	31	42-58L9130-R48
133	5 1/4	3	9	16	14	14,3	31	42-58L9133-R48
140	5 1/2	3	9	16	16	15	33	42-58LC140-R48
140	5 1/2	3	9	16	16	15	33	42-58LC140-R55
146	5 3/4	3	9	16	16	16	35	42-58LC146-R48
146	5 3/4	3	9	16	16	16	35	42-58LC146-R55
152	6	3	9	18	16	17,1	38	42-58LD152-R48

Flat face / Spherical button



130	5 1/8	2	8	16	14	13,9	31	42-58F9130-S48
133	5 1/4	2	8	16	14	14,3	31	42-58F9133-S48
140	5 1/2	3	9	16	14	15	33	42-5829140-S48
140	5 1/2	3	9	16	14	15	33	42-5829140-S65
146	5 3/4	3	9	16	14	16	35	42-5829146-S48
146	5 3/4	3	9	16	14	16	35	42-5829146-S65
152	6	3	9	18	16	17,1	38	42-582D152-S48

Convex face / Ballistic & Spherical buttons



140	5 1/2	3	9	16	16	15	33	42-58LC140-L55	!
146	5 3/4	3	9	16	16	16	35	42-58LC146-L55	!

M50



! - Convex face with spherical gauge buttons and ballistic front buttons

Drill bits / M shanks

For Sandvik hammers: Sandvik RH550	Diameter		Air holes	Gauge buttons	Button dia. mm		Weight		Part No.	Shank
	mm	inch			gauge	front	Kg	lb		

M60

Concave face / Ballistic button



165	6 1/2	3	9	18	18	22,9	50	42-68DE165-R48
165	6 1/2	3	9	18	18	22,9	50	42-68DE165-R55
172	6 3/4	3	9	18	18	25	55	42-68DE172-R48
172	6 3/4	3	9	18	18	25	55	42-68DE172-R55

M60



Concave face / Spherical button



152	6	2	8	18	18	21,8	48	42-681E152-S48
152	6	2	8	18	18	21,8	48	42-681E152-S65
155	6 1/8	2	8	18	18	22,2	49	42-681E155-S48
155	6 1/8	2	8	18	18	22,2	49	42-681E155-S65
159	6 1/4	2	8	18	18	22,9	50	42-681E159-S48
159	6 1/4	2	8	18	18	22,9	50	42-681E159-S65
165	6 1/2	3	9	18	18	23,5	52	42-68DE165-S48
165	6 1/2	3	9	18	18	23,5	52	42-68DE165-S65
172	6 3/4	3	9	18	18	25	55	42-68DE172-S48
172	6 3/4	3	9	18	18	25	55	42-68DE172-S65
178	7	3	9	18	18	26	57	42-68DE178-S48
190	7 1/2	3	9	18	18	27	59	42-68DE190-S48
203	8	3	9	18	18	29,1	64	42-68DE203-S48

Convex face / Ballistic button



152	6	3	9	18	18	21,8	48	42-68LE152-R48
152	6	3	9	18	18	21,8	48	42-68LE152-R55
155	6 1/8	3	9	18	18	22,2	49	42-68LE155-R48
155	6 1/8	3	9	18	18	22,2	49	42-68LE155-R55
159	6 1/4	3	9	18	18	22,9	50	42-68LE159-R48
159	6 1/4	3	9	18	18	22,9	50	42-68LE159-R55
165	6 1/2	3	9	18	18	23,5	52	42-68GE165-R48
165	6 1/2	3	9	18	18	23,5	52	42-68GE165-R55
172	6 3/4	3	9	18	18	25	55	42-68GE172-R48
172	6 3/4	3	9	18	18	25	55	42-68GE172-R55
178	7	3	9	18	18	26	57	42-68GE178-R48
178	7	3	9	18	18	26	57	42-68GE178-R55
203	8	3	9	18	18	29,1	64	42-68GE203-R48
203	8	3	9	18	18	29,1	64	42-68GE203-R55

Flat face / Spherical button



152	6	3	9	18	16	21,8	48	42-682D152-S48
155	6 1/8	3	9	18	16	22,2	49	42-682D155-S48
159	6 1/4	3	9	18	16	22,9	50	42-682D159-S48
165	6 1/2	3	9	18	18	23,5	52	42-682E165-S48
165	6 1/2	3	9	18	18	23,5	52	42-682E165-S65
172	6 3/4	3	9	18	18	25	55	42-682E172-S48
172	6 3/4	3	9	18	18	25	55	42-682E172-S65
178	7	3	9	18	18	26	57	42-682E178-S48
190	7 1/2	3	9	18	18	27	59	42-682E190-S48
203	8	3	9	18	18	29,1	64	42-682E203-S48

Drill bits / M shanks

For Sandvik hammers: Sandvik RH550	Diameter		Air holes	Gauge buttons	Button dia. mm		Weight		Part No.	Shank
	mm	inch			gauge	front	Kg	lb		

M60

Convex face / Ballistic and Spherical button



165	6 1/2	3	9	18	18	23,5	52	42-68GE165-L55	!
172	6 3/4	3	9	18	18	25,0	55	42-68GE172-L55	!

M60



M80

Concave face / Spherical button



200	7 7/8	3	9	18	18	41,0	90	42-88PE200-S48	
203	8	3	9	18	18	41,0	90	42-88PE203-S48	
216	8 1/2	3	9	18	18	42,0	92	42-88PE216-S48	
219	8 5/8	3	9	18	18	42,0	92	42-88PE219-S48	
222	8 3/4	3	12	18	18	49,0	108	42-888E222-S48	
226	8 7/8	3	12	18	18	51,0	112	42-888E226-S48	
229	9	3	12	18	18	53,0	117	42-888E229-S48	
241	9 1/2	3	12	18	18	57,0	125	42-888E241-S48	
251	9 7/8	3	12	18	18	57,0	125	42-888E251-S48	
254	10	3	12	18	18	57,0	125	42-888E254-S48	
270	10 5/8	3	12	18	18	61,0	134	42-888E270-S48	
305	12	3	12	18	18	77,0	169	42-888E305-S48	

M80



Convex face / Ballistic button



203	8	3	9	18	18	41,0	90	42-88GE203-R55	
216	8 1/2	3	9	18	18	42,0	92	42-88GE216-R55	
222	8 3/4	3	12	18	18	49,0	108	42-88GE222-R55	

Flat face / Spherical button



203	8	3	9	18	18	41,0	90	42-882E203-S48	
216	8 1/2	3	9	18	18	42,0	92	42-882E216-S48	
222	8 3/4	3	12	18	18	49,0	108	42-88KE222-S48	
229	9	3	12	18	18	53,0	117	42-88KE229-S48	

! - Convex face with spherical gauge buttons and ballistic front buttons

Drill bits / DHD 3.5 & DHD 340 shanks

	Diameter		Air holes	Gauge buttons	Button dia. mm		Weight		Part No.	Shank
	mm	inch			gauge	front	Kg	lb		

DHD 3.5

Convex face / Ballistic button



90	3 1/2	2	8	12	12	4,5	10	42-2451090-R48
95	3 3/4	2	8	12	12	4,7	10	42-2451095-R48
100	3 7/8	2	8	13	13	5,0	11	42-2454100-R48
105	4 1/8	2	8	14	14	5,2	11	42-245B105-R48

Flat face / Spherical button



90	3 1/2	2	8	11	11	4,5	10	42-24F0090-S48
95	3 3/4	2	8	12	12	4,7	10	42-24F1095-S48
100	3 7/8	2	8	13	13	5,0	11	42-24F4100-S48
105	4 1/8	2	8	14	14	5,2	11	42-24FB105-S48

Foot valve



						0,5	1	47-24017
--	--	--	--	--	--	-----	---	----------

DHD 3.5



DHD 340

Concave face / Ballistic button



115	4 1/2	2	8	14	14	8,4	18	42-361B115-R48
115	4 1/2	2	8	14	14	8,4	18	42-361B115-R55
127	5	2	8	14	14	12,0	26	42-361B127-R48
127	5	2	8	14	14	12,0	26	42-361B127-R55

Concave face / Spherical button



115	4 1/2	2	8	14	14	8,4	18	42-361B115-S48
115	4 1/2	2	8	14	14	8,4	18	42-361B115-S65
121	4 3/4	2	8	14	14	11,0	24	42-361B121-S48
127	5	2	8	14	14	12,0	26	42-361B127-S48
127	5	2	8	14	14	12,0	26	42-361B127-S65
130	5 1/8	2	8	16	13	14,0	31	42-3618130-S48
133	5 1/4	2	8	16	13	15,0	33	42-3618133-S48

Convex face / Ballistic button



110	4 3/8	2	8	14	14	8,0	18	42-365B110-R48
115	4 1/2	2	8	14	14	8,4	18	42-365B115-R48
115	4 1/2	2	8	14	14	8,4	18	42-365B115-R55
121	4 3/4	2	8	14	14	11,0	24	42-365B121-R48
127	5	2	8	14	14	12,0	26	42-365B127-R48
127	5	2	8	14	14	12,0	26	42-365B127-R55
130	5 1/8	3	9	16	14	14,0	31	42-36L9130-R48
133	5 1/4	3	9	16	14	15,0	33	42-36L9133-R48

...-->

DHD 340



Drill bits / DHD 340 shanks

	Diameter		Air holes	Gauge buttons	Button dia. mm		Weight		Part No.	Shank
	mm	inch			gauge	front	Kg	lb		

DHD 340

Flat face / Spherical button



110	4 3/8	2	8	14	14	8,0	18	42-36FB110-S48
115	4 1/2	2	8	14	14	8,4	18	42-36FB115-S48
115	4 1/2	2	8	14	14	8,4	18	42-36FB115-S65
121	4 3/4	2	8	14	14	11,0	24	42-36FB121-S48
127	5	2	8	14	14	12,0	26	42-36FB127-S48
127	5	2	8	14	14	12,0	26	42-36FB127-S65
130	5 1/8	2	8	16	14	14,0	31	42-36F9130-S48
133	5 1/4	2	8	16	14	15,0	33	42-36F9133-S48

DHD 340



Convex face / Ballistic and Spherical button



115	4 1/2	2	8	14	14	8,4	18	42-365B115-L55	!
127	5	2	8	14	14	12,0	26	42-365B127-L55	!

Foot valve



						0,5	1	47-36017	
--	--	--	--	--	--	-----	---	----------	--

! - Convex face with spherical gauge buttons and ballistic front buttons

Drill bits / DHD 350 shanks

	Diameter		Air holes	Gauge buttons	Button dia. mm		Weight		Part No.	Shank
	mm	inch			gauge	front	Kg	lb		

DHD 350

Concave face / Spherical button



130	5 1/8	2	8	16	13	15,0	33	42-6918130-S48
133	5 1/4	2	8	16	13	15,0	33	42-6918133-S48
140	5 1/2	3	9	16	14	16,0	35	42-69D9140-S48
146	5 3/4	2	8	16	14	18,0	40	42-6919146-S48
152	6	2	8	18	16	20,0	44	42-691D152-S48

DHD 350



Convex face / Ballistic button



130	5 1/8	3	9	16	14	15,0	33	42-69L9130-R48
133	5 1/4	3	9	16	16	15,0	33	42-69L9133-R48
140	5 1/2	3	9	16	16	16,0	35	42-69LC140-R48
146	5 3/4	3	9	16	16	18,0	40	42-69LC146-R48
152	6	3	9	18	16	20,0	44	42-69LD152-R48

Flat face / Spherical button



130	5 1/8	2	8	16	14	15,0	33	42-69F9130-S48
133	5 1/4	2	8	16	14	15,0	33	42-69F9133-S48
140	5 1/2	3	9	16	14	16,0	35	42-6929140-S48
146	5 3/4	3	9	16	14	18,0	40	42-6929146-S48
152	6	3	9	18	16	20,0	44	42-692D152-S48

Foot valve



						0,4	0,9	47-69037
--	--	--	--	--	--	-----	-----	----------

Drill bits / DHD 360 & DHD 380 shanks

	Diameter		Air holes	Gauge buttons	Button dia. mm		Weight		Part No.	Shank
	mm	inch			gauge	front	Kg	lb		

DHD 360

Concave face / Spherical button



152	6	2	8	16	16	26,9	59	42-731C152-S48
155	6 1/8	2	8	16	16	27,0	59	42-731C155-S48
159	6 1/4	2	8	16	16	30,0	66	42-731C159-S48
165	6 1/2	2	8	16	18	30,0	66	42-731C165-S48
172	6 3/4	2	8	16	18	31,0	68	42-731C172-S48
178	7	2	8	16	18	32,0	70	42-731C178-S48
190	7 1/2	2	8	16	18	34,0	75	42-731C190-S48
203	8	3	9	18	18	36,0	79	42-73DE203-S48

DHD 360



Convex face / Ballistic button



152	6	3	9	18	16	26,0	57	42-73LD152-R48
155	6 1/8	3	9	18	16	27,0	59	42-73LD155-R48
159	6 1/4	3	9	18	16	30,0	66	42-73LD159-R48
165	6 1/2	3	9	18	18	30,0	66	42-73GE165-R48
165	6 1/2	3	9	18	18	30,0	66	42-73GE165-R55
172	6 3/4	3	9	18	18	31,0	68	42-73GE172-R48
172	6 3/4	3	9	18	18	31,0	68	42-73GE172-R55
178	7	3	9	18	18	32,0	70	42-73GE178-R48
203	8	3	9	18	18	36,0	79	42-73GE203-R48

Flat face / Spherical button



152	6	3	9	16	16	26,0	57	42-732C152-S48
155	6 1/8	3	9	16	16	27,0	59	42-732C155-S48
159	6 1/4	3	9	16	16	30,0	66	42-732C159-S48
165	6 1/2	3	9	16	16	30,0	66	42-732C165-S48
172	6 3/4	3	9	16	16	31,0	68	42-732C172-S48
178	7	3	9	16	16	32,0	70	42-732C178-S48
190	7 1/2	3	9	16	16	34,0	75	42-732C190-S48
203	8	3	9	18	18	36,0	79	42-732E203-S48

Foot valve



						0,5	1	47-73017-1
--	--	--	--	--	--	-----	---	------------

DHD 380

Concave face / Spherical button



200	7 7/8	3	9	18	18	49,2	108	42-87PE200-S48
203	8	3	9	18	18	49,7	109	42-87PE203-S48
216	8 1/2	3	9	18	18	52,0	114	42-87PE216-S48
219	8 5/8	3	9	18	18	52,7	116	42-87PE219-S48
222	8 3/4	3	12	18	18	53,7	118	42-878E222-S48
226	8 7/8	3	12	18	18	54,1	119	42-878E226-S48
241	9 1/2	3	12	18	18	60,1	132	42-878E241-S48
251	9 7/8	3	12	18	18	62,8	138	42-878E251-S48
254	10	3	12	18	18	63,3	139	42-878E254-S48
270	10 5/8	3	12	18	18	71,1	156	42-878E270-S48
305	12	3	12	18	18	84,3	185	42-878E305-S48

DHD 380



Foot valve



						0,5	1	47-87017
--	--	--	--	--	--	-----	---	----------

Drill bits / QL 50 shanks

	Diameter		Air holes	Gauge buttons	Button dia. mm		Weight		Part No.	Shank
	mm	inch			gauge	front	Kg	lb		

QL 50

Concave face / Ballistic button



140	5 1/2	2	8	16	14	15,0	33	42-5519140-R48
140	5 1/2	2	8	16	14	15,0	33	42-5519140-R55
146	5 3/4	2	8	16	14	16,0	35	42-5519146-R48
146	5 3/4	2	8	16	14	16,0	35	42-5519146-R55

QL 50



Concave face / Spherical button



130	5 1/8	2	8	16	13	13,9	31	42-5518130-S48
133	5 1/4	2	8	16	13	14,3	31	42-5518133-S48
140	5 1/2	2	8	16	14	15,0	33	42-5519140-S48
140	5 1/2	2	8	16	14	15,0	33	42-5519140-S65
146	5 3/4	2	8	16	14	16,0	35	42-5519146-S48
146	5 3/4	2	8	16	14	16,0	35	42-5519146-S65
152	6	2	8	18	16	17,1	38	42-551D152-S48

Convex face / Ballistic button



130	5 1/8	3	9	16	14	13,9	31	42-55L9130-R48
133	5 1/4	3	9	16	14	14,3	31	42-55L9133-R48
140	5 1/2	3	9	16	16	15,0	33	42-55LC140-R48
140	5 1/2	3	9	16	16	15,0	33	42-55LC140-R55
146	5 3/4	3	9	16	16	16,0	35	42-55LC146-R48
146	5 3/4	3	9	16	16	16,0	35	42-55LC146-R55
152	6	3	9	18	16	17,1	38	42-55LD152-R48

Flat face / Spherical button



130	5 1/8	2	8	16	14	13,9	31	42-55F9130-S48
133	5 1/4	2	8	16	14	14,3	31	42-55F9133-S48
140	5 1/2	3	9	16	14	15,0	33	42-5529140-S48
140	5 1/2	3	9	16	14	15,0	33	42-5529140-S65
146	5 3/4	3	9	16	14	16,0	35	42-5529146-S48
146	5 3/4	3	9	16	14	16,0	35	42-5529146-S65
152	6	3	9	18	16	17,1	38	42-552D152-S48

Convex face / Ballistic and Spherical button



140	5 1/2	3	9	16	16	15,0	33	42-55LC140-L55	!
146	5 3/4	3	9	16	16	16,0	35	42-55LC146-L55	!

Foot valve



						0,5	1,2	47-55017	
--	--	--	--	--	--	-----	-----	----------	--

! - Convex face with spherical gauge buttons and ballistic front buttons

Drill bits / QL 60 shanks

	Diameter		Air holes	Gauge buttons	Button dia. mm		Weight		Part No.	Shank
	mm	inch			gauge	front	Kg	lb		

QL 60

Concave face / Ballistic button



165	6 1/2	3	9	18	18	26,9	59	42-76DE165-R48
165	6 1/2	3	9	18	18	26,9	59	42-76DE165-R55
172	6 3/4	3	9	18	18	29,0	64	42-76DE172-R48
172	6 3/4	3	9	18	18	29,0	64	42-76DE172-R55

Concave face / Spherical button



152	6	2	8	18	18	25,8	57	42-761E152-S48
152	6	2	8	18	18	25,8	57	42-761E152-S65
155	6 1/8	2	8	18	18	26,2	58	42-761E155-S48
155	6 1/8	2	8	18	18	26,2	58	42-761E155-S65
159	6 1/4	2	8	18	18	26,9	59	42-761E159-S48
159	6 1/4	2	8	18	18	26,9	59	42-761E159-S65
165	6 1/2	3	9	18	18	27,5	61	42-76DE165-S48
165	6 1/2	3	9	18	18	27,5	61	42-76DE165-S65
172	6 3/4	3	9	18	18	29,0	64	42-76DE172-S48
172	6 3/4	3	9	18	18	29,0	64	42-76DE172-S65
178	7	3	9	18	18	30,0	66	42-76DE178-S48
190	7 1/2	3	9	18	18	31,0	68	42-76DE190-S48
203	8	3	9	18	18	33,1	73	42-76DE203-S48

Convex face / Ballistic button



152	6	3	9	18	18	25,8	57	42-76LE152-R48
152	6	3	9	18	18	25,8	57	42-76LE152-R55
155	6 1/8	3	9	18	18	26,2	58	42-76LE155-R48
155	6 1/8	3	9	18	18	26,2	58	42-76LE155-R55
159	6 1/4	3	9	18	18	26,9	59	42-76LE159-R48
159	6 1/4	3	9	18	18	26,9	59	42-76LE159-R55
165	6 1/2	3	9	18	18	27,5	61	42-76GE165-R48
165	6 1/2	3	9	18	18	27,5	61	42-76GE165-R55
172	6 3/4	3	9	18	18	29,0	64	42-76GE172-R48
172	6 3/4	3	9	18	18	29,0	64	42-76GE172-R55
178	7	3	9	18	18	30,0	66	42-76GE178-R48
178	7	3	9	18	18	30,0	66	42-76GE178-R55
203	8	3	9	18	18	33,1	73	42-76GE203-R48
203	8	3	9	18	18	33,1	73	42-76GE203-R55

Flat face / Spherical button



152	6	3	9	18	16	25,8	57	42-762D152-S48
155	6 1/8	3	9	18	16	26,2	58	42-762D155-S48
159	6 1/4	3	9	18	16	26,9	59	42-762D159-S48
165	6 1/2	3	9	18	18	27,5	61	42-762E165-S48
165	6 1/2	3	9	18	18	27,5	61	42-762E165-S65
172	6 3/4	3	9	18	18	29,0	64	42-762E172-S48
172	6 3/4	3	9	18	18	29,0	64	42-762E172-S65
178	7	3	9	18	18	30,0	66	42-762E178-S48
190	7 1/2	3	9	18	18	31,0	68	42-762E190-S48
203	8	3	9	18	18	33,1	73	42-762E203-S48

... -->

QL 60



Drill bits / QL 60 & QL 80 shanks

Optional for Sandvik hammers: Sandvik RH550	Diameter		Air holes	Gauge buttons	Button dia. mm		Weight		Part No.	Shank
	mm	inch			gauge	front	Kg	lb		

QL 60

Convex face / Ballistic and Spherical button



165	6 1/2	3	9	18	18	27,5	61	42-76GE165-L55	!
172	6 3/4	3	9	18	18	29,0	64	42-76GE172-L55	!

Foot valve



						0,5	1.2	47-76017	
--	--	--	--	--	--	-----	-----	----------	--

QL 60



QL 80

Concave face / Spherical button



200	7 7/8	3	9	18	18	49,9	110	42-83PE200-S48	
203	8	3	9	18	18	50,4	111	42-83PE203-S48	
216	8 1/2	3	9	18	18	52,7	116	42-83PE216-S48	
219	8 5/8	3	9	18	18	53,4	117	42-83PE219-S48	
222	8 3/4	3	12	18	18	54,4	120	42-838E222-S48	
226	8 7/8	3	12	18	18	54,8	121	42-838E226-S48	
229	9	3	12	18	18	55,2	121	42-838E229-S48	
241	9 1/2	3	12	18	18	60,8	134	42-838E241-S48	
251	9 7/8	3	12	18	18	63,5	140	42-838E251-S48	
254	10	3	12	18	18	64,0	141	42-838E254-S48	
270	10 5/8	3	12	18	18	71,8	158	42-838E270-S48	
305	12	3	12	18	18	85,0	187	42-838E305-S48	

Convex face / Ballistic button



203	8	3	9	18	18	51,3	113	42-83GE203-R55	
216	8 1/2	3	9	18	18	53,6	118	42-83GE216-R55	
222	8 3/4	3	12	18	18	55,2	121	42-83GE222-R55	

Flat face / Spherical button



203	8	3	9	18	18	51,0	112	42-832E203-S48	
216	8 1/2	3	9	18	18	53,7	118	42-832E216-S48	
222	8 3/4	3	12	18	18	55,4	122	42-83KE222-S48	
229	9	3	12	18	18	56,8	125	42-83KE229-S48	

Foot valve



						0,5	1.2	47-83017	
--	--	--	--	--	--	-----	-----	----------	--

QL 80



! - Convex face with spherical gauge buttons and ballistic front buttons

Drill bits / SD 5, SD 6 & SD 8 shanks

Optional for Sandvik hammers: Sandvik RH550	Diameter		Air holes	Gauge buttons	Button dia. mm		Weight		Part No.	Shank
	mm	inch			gauge	front	Kg	lb		

SD 5

Concave face / Spherical button



130	5 1/8	2	8	16	14	13,0	29	42-5119130-S48
133	5 1/4	2	8	16	14	14,0	31	42-5119133-S48
140	5 1/2	2	8	16	14	15,0	33	42-5119140-S48
146	5 3/4	2	8	16	14	16,0	35	42-5119146-S48

Foot valve



						0,5	1,2	47-51017
--	--	--	--	--	--	-----	-----	----------

SD 5



SD 6

Concave face / Spherical button



152	6	2	8	16	16	26,0	57	42-611C152-S48
155	6 1/8	2	8	16	16	27,0	59	42-611C155-S48
159	6 1/4	2	8	16	16	28,0	62	42-611C159-S48
165	6 1/2	2	8	16	16	30,0	66	42-611C165-S48
172	6 3/4	2	8	16	16	31,0	68	42-611C172-S48
178	7	2	8	16	16	32,0	70	42-611C178-S48
190	7 1/2	2	8	16	16	33,0	73	42-611C190-S48
203	8	3	9	16	16	35,0	77	42-61DC203-S48
254	10	3	12	16	16	52,0	114	42-618C254-S48

Foot valve



						0,5	1,2	47-61017
--	--	--	--	--	--	-----	-----	----------

SD 6



SD 8

Concave face / Spherical button



194	7 5/8	3	9	18	18	40,0	88	42-81PE194-S48
200	7 7/8	3	9	18	18	41,0	90	42-81PE200-S48
203	8	3	9	18	18	42,0	92	42-81PE203-S48
219	8 5/8	3	9	18	18	54,0	119	42-81PE219-S48
222	8 3/4	3	12	18	18	56,0	123	42-818E222-S48
254	10	3	12	18	18	67,0	147	42-818E254-S48
270	10 5/8	3	12	18	18	72,0	158	42-818E270-S48
280	11	3	12	18	18	75,0	165	42-818E280-S48
305	12	3	12	18	18	94,0	207	42-818E305-S48

Foot valve



						0,5	1,2	47-81017
--	--	--	--	--	--	-----	-----	----------

SD 8



Reaming bits with pilot

Pilot Diameter		Reaming D		Air holes	Gauge buttons	Button dia. mm		Weight		Part No.	Shank
mm	inch	mm	inch			gauge	front	Kg	lb		

M40

Reamer with spherical buttons

102	4	152	6	2	12	13	1/2	19	41	43-48102152-SPP
102	4	165	6 1/2	2	12	13	1/2	22	48	43-48102165-SPP



M40



M60

Reamer with spherical buttons

152	6	203	8	2	12	16	5/8	41	90	43-68152203-SPP
152	6	254	10	2	12	19	3/4	61	135	43-68152254-SPP
152	6	305	12	2	12	19	3/4	93	205	43-68152305-SPP



M60



DHD340

Reamer with spherical buttons

102	4	152	6	2	12	13	1/2	19	41	43-36102152-SPP
102	4	165	6 1/2	2	12	13	1/2	22	48	43-36102165-SPP



DHD340



QL60

Reamer with spherical buttons

152	6	203	8	2	12	16	5/8	41	90	43-76152203-SPP
152	6	254	10	2	12	19	3/4	61	135	43-76152254-SPP
152	6	305	12	2	12	19	3/4	93	205	43-76152305-SPP



QL60



Foot valve



DHD340	0,5	1	47-36082
QL60	0,5	1.2	47-76082

Sandvik drill pipes



Thread for pipe male (pin)	Thread for pipe female (box)	Diameter outside (mm)	Wall Thickness (mm)	Weight (kg)	Weight (lb)	Length (mm)	Flat (mm)	Part no.
DI 100 / Titon 100								
API 2 3/8" Reg	API 2 3/8" Reg	76	4	31	68	3000	no	52-076-10688900
API 2 3/8" Reg	API 2 3/8" Reg	89	4	37	82	3000	no	52-089-10508515
DI 200 / Titon 200								
API 2 3/8" Reg	API 2 3/8" Reg	76	6,3	46	101	4000	no	52-076-10686408
API 2 3/8" Reg	API 2 3/8" Reg	89	4	46	101	4000	no	52-089-10686310
DI 300 New Feed								
API 2 3/8" Reg	API 2 3/8" Reg	76	6,3	54,5	120	4000	no	52-076-10508616
API 2 3/8" Reg	API 2 3/8" Reg	89	4	54	119	4000	no	52-089-10508617
Titon 300								
API 2 3/8" Reg	API 2 3/8" Reg	76	6,3	46	101	4000	no	52-076-10686408
API 2 3/8" Reg	API 2 3/8" Reg	89	4	46	101	4000	no	52-089-10686310
DI 310 / 300R								
TR52x1/6"	TR52x1/6"	70	8,8	52	115	4000	no	52-070-10504585
API 2 3/8" Reg	API 2 3/8" Reg	76	6,3	46	101	4000	no	52-076-10686408
API 2 3/8" Reg	API 2 3/8" Reg	89	4	46	101	4000	no	52-089-10686310
DI 400 / 500 New Feed								
API 2 3/8" Reg	API 2 3/8" Reg	76	6,3	65	143	5000	no	52-076-10508618
API 2 3/8" Reg	API 2 3/8" Reg	89	6,3	82	181	5000	no	52-089-10508619
API 2 7/8" Reg	API 2 7/8" Reg	102	6,3	98	216	5000	no	52-102-10508620
API 3 1/2" Reg	API 3 1/2" Reg	114	6,3	115	254	5000	no	52-114-10508621
Titon 405 / Titon 500								
API 2 3/8" Reg	API 2 3/8" Reg	76	6,3	58	128	5000	no	52-076-10686990
API 2 3/8" Reg	API 2 3/8" Reg	89	6,3	75,5	166	5000	no	52-089-10686409
API 2 7/8" Reg	API 2 7/8" Reg	102	6,3	85	187	5000	no	52-102-10502702
API 3 1/2" Reg	API 3 1/2" Reg	114	6,3	93	205	5000	no	52-114-10504087
DI 600 / Titon 600								
API 2 3/8" Reg	API 2 3/8" Reg	89	6,3	95	209	6000	no	52-089-10505952
API 2 7/8" Reg	API 2 7/8" Reg	102	6,3	112	247	6000	no	52-102-10506339
API 3 1/2" Reg	API 3 1/2" Reg	114	6,3	132	291	6000	no	52-114-10505147
API 3 1/2" Reg	API 3 1/2" Reg	127	6,3	154	340	6000	no	52-127-10505190

Sandvik rotation unit adapters



Thread for male connection (pin)	Thread for female connection (box)	Thread for male connection (pin)	Diameter outside (mm)	Length shoulder to shoulder (mm)	Weight (kg)	Weight (lb)	Flat (mm)	Part no.
DI 100								
Rd 50x1/6"	-	M62x2	70/76	136	5,5	12	60	52-076-11517618
-	API 2 3/8 Reg	M62x2	76	131	4,6	10	70	52-076-11516950
API 2 3/8 Reg	-	M62x2	76	136	7,1	16	70	52-076-11516532
-	API 2 3/8 Reg	M62x2	89	136	6,5	14	70	52-089-11507248
API 2 3/8 Reg	-	M62x2	89	136	8,6	19	70	52-089-11507249
DI 200								
Rd 50x1/6"	-	M62x2	70/76	136	5,5	12	60	52-076-11517618
-	API 2 3/8 Reg	M62x2	76	131	4,6	10	70	52-076-11516950
API 2 3/8 Reg	-	M62x2	76	136	7,1	16	70	52-076-11516532
-	API 2 3/8 Reg	M62x2	89	136	6,5	14	70	52-089-11507248
API 2 3/8 Reg	-	M62x2	89	136	8,6	19	70	52-089-11507249
DI 300 New Feed								
-	API 2 3/8 Reg	M62x2	76	215	6,5	14	70	52-076-11687703
API 2 3/8 Reg	-	M62x2	76	214	7	15	70	52-076-11505948
-	API 2 3/8 Reg	M62x2	89	215	8,9	20	70	52-089-11512674
API 2 3/8 Reg	-	M62x2	89	214	11,8	26	70	52-089-11515477
DI 310								
API 2 3/8 Reg	-	M62x2	76	89	6	13	70	52-076-11502384
API 2 3/8 Reg	-	M62x2	89	89	6	13	80	52-089-11687217
Tr 52x1/6"	-	M62x2	89	90	5,6	12	70	52-089-11504166
DI 400 / 500 New Feed								
-	API 2 3/8 Reg	M62x2	76	215	6,5	14	70	52-076-11687703
API 2 3/8 Reg	-	M62x2	76	214	7	15	70	52-076-11505948
-	API 2 3/8 Reg	M62x2	89	215	8,9	20	70	52-089-11512674
API 2 3/8 Reg	-	M62x2	89	214	11,8	26	70	52-089-11515477
-	API 2 7/8 Reg	M62x2	102	215	12,5	28	75	52-102-11502994
API 2 7/8 Reg	-	M62x2	102	214	15,4	34	75	52-102-11515479
-	API 3 1/2 Reg	M62x2	114	215	13	29	95	52-114-11503612
API 3 1/2 Reg	-	M62x2	114	215	20,3	45	95	52-114-11515478
Titon 600								
-	API 2 3/8 Reg	M80x3	89	300	12,7	28	70	52-089-11516555
API 2 3/8 Reg	-	M80x3	89	300	16,5	36	70	52-089-11516556
-	API 2 7/8 Reg	M80x3	102	300	16,6	37	75	52-102-11517523
API 2 7/8 Reg	-	M80x3	102	301	22	49	75	52-102-11517522
-	API 3 1/2 Reg	M80x3	114	300	19	42	95	52-114-11505151
API 3 1/2 Reg	-	M80x3	114	300	25	55	100	52-114-11514978
-	API 3 1/2 Reg	M80x3	127	300	24	53	100	52-127-11516261
API 3 1/2 Reg	-	M80x3	127	300	29,5	65	100	52-127-11516260
DI 600 HD Rotary Drive New Feed								
-	API 2 3/8 Reg	API 3 1/2 Reg	89	307	13,5	30	72	52-089-11518907
API 2 3/8 Reg	-	API 3 1/2 Reg	89	307	17,8	39	75	52-089-11518908
-	API 2 7/8 Reg	API 3 1/2 Reg	102	307	17,3	38	85	52-102-11518905
API 2 7/8 Reg	-	API 3 1/2 Reg	102	307	21	46	85	52-102-11518906
-	API 3 1/2 Reg	API 3 1/2 Reg	114	307	21,1	47	100	52-114-11518332
API 3 1/2 Reg	-	API 3 1/2 Reg	114	307	25,5	56	100	52-114-11518871
-	API 3 1/2 Reg	API 3 1/2 Reg	127	307	27	60	100	52-127-11518872
API 3 1/2 Reg	-	API 3 1/2 Reg	127	307	31	68	100	52-127-11518873


Sandvik extension adapters



Thread for male connection (pin)	Thread for female connection (box)	Thread for male connection (pin)	Diameter outside (mm)	Length shoulder to shoulder (mm)	Weight (kg)	Weight (lb)	Flat (mm)	Part no.
DI 600 Adapter for new feed								
-	API 2 3/8 Reg	API 2 3/8 Reg	89	500	21,5	47	no	52-089-11508355
-	API 2 7/8 Reg	API 2 7/8 Reg	102	500	27,5	61	no	52-102-11508356
-	API 3 1/2 Reg	API 3 1/2 Reg	114	500	34,5	76	no	52-114-11508357
-	API 3 1/2 Reg	API 3 1/2 Reg	127	500	44,5	98	no	52-127-11508358
Titon 600 Adapter HD-Rotary drive								
-	API 2 3/8 Reg	API 2 3/8 Reg	89	670	29	64	no	52-089-11508351
-	API 2 7/8 Reg	API 2 7/8 Reg	102	670	37,5	83	no	52-102-11508352
-	API 3 1/2 Reg	API 3 1/2 Reg	114	670	46,5	103	no	52-114-11508353
-	API 3 1/2 Reg	API 3 1/2 Reg	127	670	59,5	131	no	52-127-11508354
Adapters								
DI 400 / 500 HD- Rotary drive and Foremost shock absorber								
-	API 2 3/8 Reg	API 3 1/2 Reg	76	223	7,8	17	70	52-076-11507231
API 2 3/8 Reg	-	API 3 1/2 Reg	76	223	11,3	25	70	52-076-11507229
-	API 2 3/8 Reg	API 3 1/2 Reg	89	223	10	22	80	52-089-11518177
API 2 3/8 Reg	-	API 3 1/2 Reg	89	223	13,8	30	75	52-089-11507195
-	API 2 7/8 Reg	API 3 1/2 Reg	102	223	12,5	28	85	52-102-11507184
API 2 7/8 Reg	-	API 3 1/2 Reg	102	223	16,2	36	85	52-102-11507181
-	API 3 1/2 Reg	API 3 1/2 Reg	114	223	14,7	32	100	52-114-11517924
API 3 1/2 Reg	-	API 3 1/2 Reg	114	223	20,9	46	100	52-114-11517921


Cubex drill pipes



Thread for pipe male (pin)	Thread for pipe female (box)	Diameter outside (mm)	Wall Thickness (mm)	Weight (kg)	Weight (lb)	Length (mm)	Flat (mm)	Part no.	
For all UG models									Internal spline
CUBEX #19	CUBEX #19	76	6,3	25	55	1829	63,5	52-20340-130	yes
CUBEX #21	CUBEX #21	79	6,3	18	40	1219	63,5	52-20340-112	yes
CUBEX #21	CUBEX #21	79	6,3	21	46	1524	63,5	52-20340-111	yes
CUBEX #21	CUBEX #21	79	6,3	25,5	56	1829	63,5	52-20340-109	yes
CUBEX #21	CUBEX #21	89	6,3	22	48,5	1219	76,2	52-20340-110	yes
CUBEX #24	CUBEX #24	89	6,3	25	48,5	1219	76,2	52-20340-108	yes
CUBEX #21	CUBEX #21	89	6,3	25	48,5	1524	76,2	52-20340-104	yes
CUBEX #24	CUBEX #24	89	6,3	25	48,5	1524	76,2	52-20340-106	yes
CUBEX #21	CUBEX #21	89	6,3	28	61	1829	76,2	52-20340-103	yes
CUBEX #24	CUBEX #24	89	6,3	29	64	1829	76,2	52-20340-105	yes
CUBEX #24	CUBEX #24	102	6,3	31,5	69,5	1524	76,2	52-20830-132	yes
CUBEX #28	CUBEX #28	114	6,3	30	66	1219	95	52-20830-106	yes
CUBEX #28	CUBEX #28	114	6,3	35	77	1524	95	52-20830-105	yes
CUBEX #28	CUBEX #28	114	6,3	41	99	1829	95	52-20830-104	yes
CUBEX #28	CUBEX #28	127	6,3	47	103,5	1524	95	52-20830-101	yes
CUBEX #28	CUBEX #28	127	6,3	50	110	1829	95	52-20830	yes
V-30									
CUBEX #28	CUBEX #28	127	8,8	65	143	1829	95	52-20830-117	yes
CUBEX #28	CUBEX #28	127	10	52,5	116	1219	95	52-20830-134	yes
CUBEX #28	CUBEX #28	127	10	62	136,5	1524	95	52-20830-101H	yes
QXR with no TJBO (Triple Jaw Break out System)									
CUBEX #24	CUBEX #24	102	12	175	386	4877	88,9	52-20830-130	yes
CUBEX #24	CUBEX #24	102	12	193	425,5	6096	88,9	52-20830-121	yes
QXR with TJBO (Triple Jaw Break out System)									
API 2 3/8" Reg	API 2 3/8" Reg	89	8,8	90	198	5000	no	52-089-102955	no
API 2 3/8" Reg	API 2 3/8" Reg	89	8,8	112	246	6000	no	52-089-10671706	no
CUBEX#24	CUBEX #24	89	19	170	374	4877	no	52-CP001501	no
CUBEX #24	CUBEX #24	89	12	150	330	6096	no	52-CP001500	no
API 2 7/8" Reg	API 2 7/8" Reg	102	8,8	123	271	5000	no	52-102-103128	no
API 2 7/8" Reg	API 2 7/8" Reg	102	8,8	143	315	6000	no	52-102-103129	no
CUBEX #24	CUBEX #24	102	19	204	449	4877	no	52-CP000459	no
CUBEX #24	CUBEX#24	102	12	180	396	6096	no	52-CP000458	no
API 3 1/2"Reg	API 3 1/2"Reg	114	8,8	143	315	5000	no	52-114-103130	no
API 3 1/2"Reg	API 3 1/2"Reg	114	8,8	166	365	6000	no	52-114-103131	no
API 3 1/2" Reg	API 3 1/2" Reg	127	12	208	458	5000	no	52-127-103132	no
API 3 1/2" Reg	API 3 1/2" Reg	127	12	243	534	6000	no	52-127-102658	no
BECO 3 1/2"	Beco 3 1/2"	127	12	307	675	4877	no	52-CP002186	no
BECO 3 1/2"	Beco 3 1/2"	127	12	239	526	6096	no	52-CP002185	no

Cubex cross over adapters



Thread for female connection (box)	Thread for male connection (pin)	Diameter outside (mm)	Length shoulder to shoulder (mm)	Weight (kg)	Weight (lb)	Flat (mm)	Part no.	 Internal spline
2 3/8 API Reg	CUBEX #21	79	140	5	11	63,5	52-076-111849	yes
2 3/8 API Reg	CUBEX #24	89	140	5	11	65	52-089-112635	no
2 7/8 API Reg	CUBEX #24	89	140	6	13,2	76,2	52-089-112579	yes
2 7/8 API Reg	CUBEX #24	102	140	7	15,4	75	52-102-112636	no
3 1/2 API Reg	CUBEX #24	114	160	9,5	21	95	52-114-112269	yes
3 1/2 API Reg	CUBEX #28	114	160	11	24,2	95	52-114-111059	yes
4 1/2 API Reg	3 1/2 API Reg	146	235	18,5	40,7	95	52-146-111084	no
4 1/2 API Reg	3 1/2 BECO	140	228	21	46,2	114	52-140-111948	no

Standard drill pipes



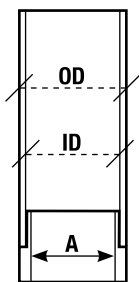
Thread for pipe male (pin)	Thread for pipe female (box)	Diameter outside (mm)	Wall Thickness (mm)	Weight (kg)	Weight (lb)	Length (mm)	Flat (mm)	Part no.
2 3/8"	2 3/8"	76	4.0	12	26	1000	65	52-076-101014
2 3/8"	2 3/8"	76	4.0	16	35	1500	65	52-076-101015
2 3/8"	2 3/8"	76	4.0	19	42	2000	65	52-076-101017
2 3/8"	2 3/8"	76	4.0	24	53	3000	65	52-076-101018
2 3/8"	2 3/8"	76	6.3	14	31	1000	65	52-076-101035
2 3/8"	2 3/8"	76	6.3	20	44	1500	65	52-076-101036
2 3/8"	2 3/8"	76	6.3	24	53	2000	65	52-076-101037
2 3/8"	2 3/8"	76	6.3	36	79	3000	65	52-076-101038
2 3/8"	2 3/8"	76	6.3	49	108	4000	65	52-076-101039
2 3/8"	2 3/8"	76	6.3	55	121	4500	65	52-076-101040
2 3/8"	2 3/8"	76	6.3	72	158	6000	65	52-076-101041
2 3/8"	2 3/8"	89	4.0	13	29	1000	65	52-089-101046
2 3/8"	2 3/8"	89	4.0	18	40	1500	65	52-089-101047
2 3/8"	2 3/8"	89	4.0	22	48	2000	65	52-089-101050
2 3/8"	2 3/8"	89	4.0	30	66	3000	65	52-089-101051
2 3/8"	2 3/8"	89	6.3	17	37	1000	65	52-089-101076
2 3/8"	2 3/8"	89	6.3	24	53	1500	65	52-089-101077
2 3/8"	2 3/8"	89	6.3	30	66	2000	65	52-089-101078
2 3/8"	2 3/8"	89	6.3	43	95	3000	65	52-089-101079
2 3/8"	2 3/8"	89	6.3	62	136	4500	65	52-089-101080
2 3/8"	2 3/8"	89	6.3	81	178	6000	65	52-089-101081
3 1/2"	3 1/2"	114	6.3	26	57	1000	95	52-114-101132
3 1/2"	3 1/2"	114	6.3	35	77	1500	95	52-114-101134
3 1/2"	3 1/2"	114	6.3	43	95	2000	95	52-114-101138
3 1/2"	3 1/2"	114	6.3	60	132	3000	95	52-114-101139
3 1/2"	3 1/2"	114	6.3	85	187	4500	95	52-114-101140
3 1/2"	3 1/2"	114	6.3	110	242	6000	95	52-114-101141
3 1/2"	3 1/2"	114	8.8	31	68	1000	95	52-114-101171
3 1/2"	3 1/2"	114	8.8	42	92	1500	95	52-114-101172
3 1/2"	3 1/2"	114	8.8	54	119	2000	95	52-114-101173
3 1/2"	3 1/2"	114	8.8	77	169	3000	95	52-114-101174
3 1/2"	3 1/2"	114	8.8	101	222	4500	95	52-114-101175
3 1/2"	3 1/2"	114	8.8	136	299	6000	95	52-114-101176

Sandvik Tubex systems



Tubex product range

Tubex type	Casing, recom. size (mm)		Min. wall thickness (mm)	Max. drill bit diameter (mm) A	Reaming diameter (mm)
	Max. OD	Min. ID			
90	115	102	5	90	123
115	142	128	5	115	152
140	171	157	5	140	187
165	196	183	5,5	165	212
180	219	194	6,3	180	232
190	222	205	6,3	190	237
240	273	260	6,3	240	306
280	327	305	7,1	280	370



Tubex XL-90

Part	Description	Weight (kg)	Weight (lb)	Part no.
Guide device	M30	7	16	80-3A00-090D
Guide device	DHD 3.5 (Foot valve, 47-24017)	7	16	80-2400-090D
Pilot bit	1/8, 12/12, CV, DP65	3,6	7,9	81-090B-090A65
Eccentric reamer		1,4	3,0	82-090B-123W65
Casing shoe		1,1	2,4	84-090D-00
Stabilizer	2 3/8" Box & pin API reg.; wrench flat - 65 mm	6	13	7989-2999
Locking kit				85-090-KT

Tubex XL-115

Guide device	M40	12	27	80-4800-115D
Guide device	DHD 340 (Foot valve, 47-36017)	12	27	80-3600-115D
Guide device	QL 40 (Foot valve, 47-43017)	12	27	80-4300-115D
Pilot bit	2/8, 14/14, CV, DP65	8	17	81-115A-115A65
Eccentric reamer		2,6	5,7	82-115A-152W65
Casing shoe		1,6	3,5	84-115D-00
Stabilizer	2 3/8" Box & pin API reg.; wrench flat - 65 mm	8,3	18,3	7989-1627
Locking kit				85-115A-KT

Sandvik Tubex systems

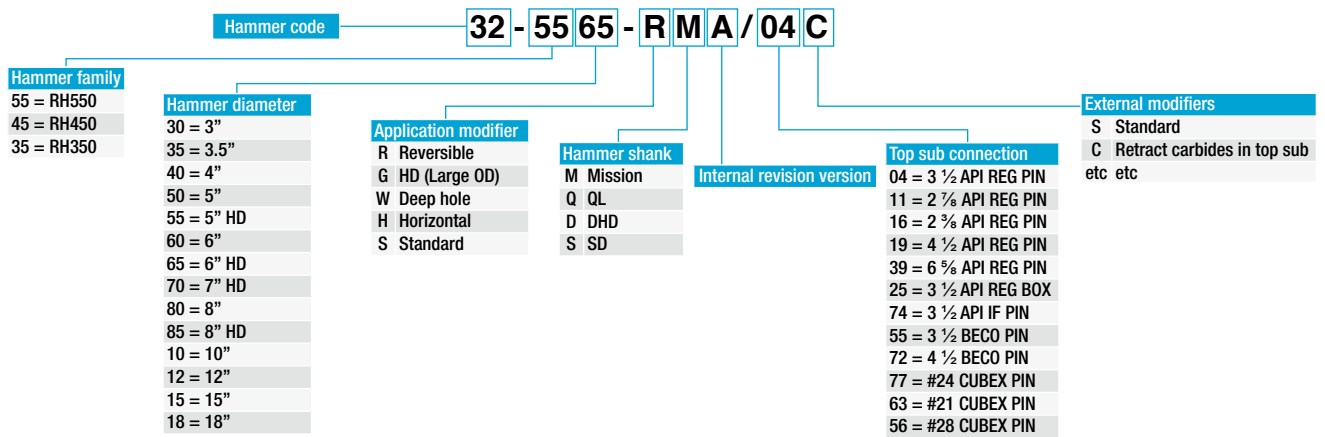
Tubex XL-140				
Part	Description	Weight (kg)	Weight (lb)	Part no.
Guide device	M50	22	49	80-5800-140D
Guide device	Silverdril SD 5 (Foot valve, 47-51017)	21	15	80-5100-140D
Guide device	DHD 350 (Foot valve, 47-69037)	21	15	80-6900-140D
Guide device	QL 50 (Foot valve, 47-55017)	21	15	80-5500-140D
Pilot bit	2/8, 14/14, CV, DP65	11	24	81-140A-140A65
Eccentric reamer	189 mm reaming diameter	4	9	82-140A-189W65
Casing shoe		2,4	5.3	84-140D-00
Stabilizer	2 3/8" Box & pin API reg.; wrench flat - 65 mm	9	19.8	7989-1451
Stabilizer	3 1/2" Box & pin API reg.; wrench flat - 95 mm	16,4	36.1	7989-1452
Locking kit				85-140A-KT
Tubex XL-165				
Guide device	M60	34	74	80-6800-165D
Guide device	Silverdril SD 6 (Foot valve, 47-61017)	36	79	80-6100-165D
Guide device	DHD 360 (Foot valve, 47-73017-1)	34	74	80-7300-165D
Guide device	QL 60 (Foot valve, 47-76017)	34	74	80-7600-165D
Pilot bit	2/8, 16/16, CV, DP65	17	38	81-165A-165A65
Eccentric reamer		7	15	82-165A-212W65
Casing shoe		3,2	7	84-165D-00
Stabilizer	3 1/2" Box & pin API reg.; wrench flat - 95 mm	22	47	7989-1777
Locking kit				85-165A-KT
Tubex XL-180				
Guide device	Silverdril SD 6 (Foot valve, 47-61017)	44	97	80-6100-180D
Guide device	DHD 360 (Foot valve, 47-73017-1)	44	97	80-7300-180D
Pilot bit	2/8, 16/16, CV, DP65	24	52	81-180A-180A65
Eccentric reamer		10	22	82-180A-232W65
Casing shoe		4	9	84-180D-00
Stabilizer	3 1/2" Box & pin API reg.	25	55	7989-2389
Locking kit				85-180A-KT
Tubex XL-190				
Guide device	M60	40	88	80-6800-190D
Guide device	Silverdril SD 6 (Foot valve, 47-61017)	44	97	80-6100-190D
Guide device	Silverdril SD 8 (Foot valve, 47-81017)	47	103	80-8100-190D
Guide device	QL 60 (Foot valve, 47-76017)	44	97	80-7600-190D
Guide device	DHD 360 (Foot valve, 47-73017-1)	44	97	80-7300-190D
Pilot bit	3/8, 16/16, CV, DP65	29	64	81-190A-190A65
Eccentric reamer		10	22	82-190A-237W65
Casing shoe		4,1	9	84-190D-00
Stabilizer	3 1/2" Box & pin API reg.	25	55	7989-3100
Locking kit				85-190A-KT

Sandvik Tubex systems

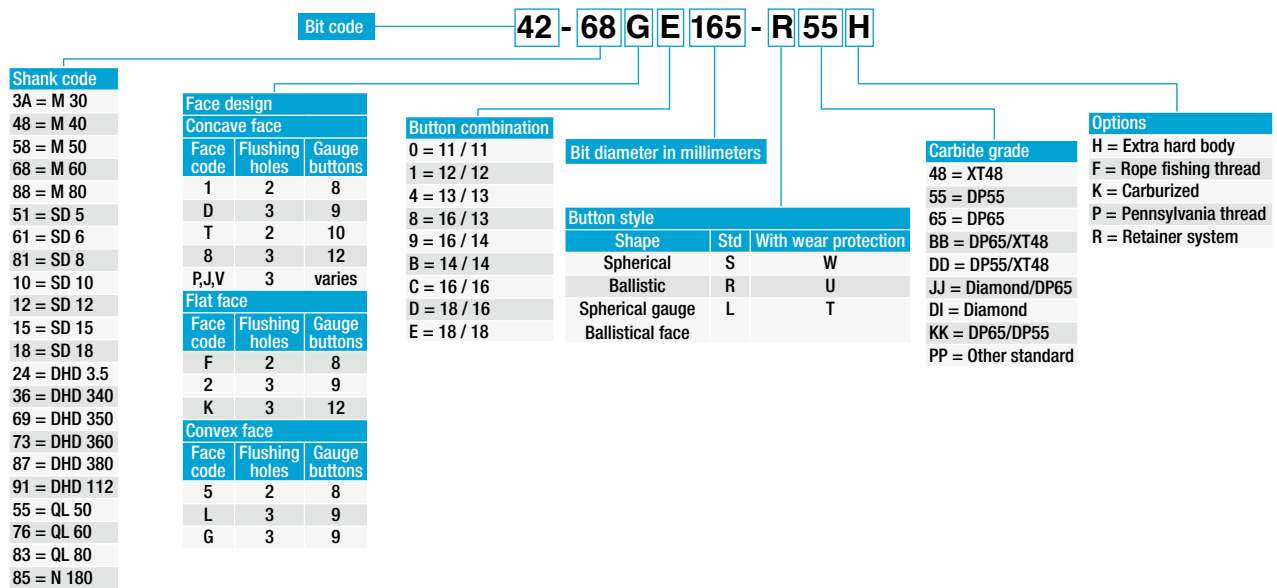
Tubex XL-240				
Part	Description	Weight (kg)	Weight (lb)	Part no.
Guide device	M80	67	148	80-8800-240D
Guide device	Silverdril SD 8 (Foot valve, 47-81017)	67	148	80-8100-240D
Guide device	DHD 380 (Foot valve, 47-87017)	67	148	80-8700-240D
Pilot bit	2/12, 16/16, CV, DP65	46	102	81-240B-240A65
Eccentric reamer		18	39	82-240B-308W65
Casing shoe		7	15	84-240A-00
Stabilizer	4 1/2" Box & pin API reg.; wrench flat - 114 mm	40	89	7989-2255
Locking kit				85-240A-KT
Tubex XL-280				
Guide device	Silverdril SD 10 (Foot valve, 47-10017)	160	353	80-1000-280D
Pilot bit	3/12, 18/18, CV, DP65	88	194	81-280A-280A65
Eccentric reamer		43	95	82-280A-378W65
Casing shoe		15	33	84-280A-00
Locking kit		1,5	3,3	85-280A-KT

Part no. keys

Hammers



Drill bits



Grinding information

Grinding of Cemented Carbide

Grinding or heating a cemented carbide product will produce dust or fumes of hazardous ingredients which can be inhaled, swallowed or come in contact with the skin or eyes.

The limiting ingredient in cemented carbide is, from a health and safety point of view, Cobalt. Another hazardous ingredient is Tungsten Carbide.

Cobalt is classified as harmful - may cause sensitization by inhalation or skin contact. Inhalation or skin contact may also cause irritation.

Sensitive persons may experience an allergic reaction. Repeated inhalation of aerosols containing Cobalt may cause obstruction in the respiratory organs. Long term inhalation of increased concentrations may cause permanent disease.

Precautions

- Avoid formation and inhalation of dust.
- Wet grinding is recommended instead of dry grinding.
- Always use Exhaust Ventilation which is adequate to limit personal exposure well below the Occupational Exposure Limits.
- Use Respiratory Protection if ventilation is not available or adequate.
- Use Safety Goggles when necessary.
- Wear suitable Gloves and Protective Clothing.



www.sandvik.com